

Kids Safe Online

Montana Poster Contest



Getting Started

Students in Grades K-12 are invited to participate for a chance to have their artwork displayed on posters and in the 2023 calendar around the state of Montana. Entries should feature original artwork illustrating the safe use of the internet and/or mobile devices.



Helpful Tips to Create a Successful Poster

DO:

- Use a variety of media, such as watercolor, pen and ink, crayon, chalk, or markers.
- Use brighter colors. The reproduce better for the calendar. **Pencil marks will not show up.**
- Keep in mind most posters will likely be on public display and should be easy to see or read.
- Create artwork that does not have trademarked images or brands such as Disney Characters, Dell, Google, Twitter, etc. For additional information on copyright visit: <http://www.copyrightkids.org/>.
- Do ask an adult for help, if needed, but they cannot help in the creative process.

DO NOT:

- Put your name or age on the front of your artwork.
- Leave any lettering in pencil. **It will not show up in the final artwork.**
- Use inappropriate or offensive language and images or your artwork will be disqualified.
- Pay for professional assistance.
- Create artwork that has trademarked images or brands such as Disney Characters, Dell, Google, Twitter, etc. For additional information on copyright visit: <http://www.copyrightkids.org/>.

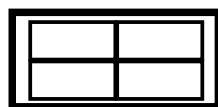


Format

- Original hand-drawn or electronically created submissions will be accepted.
- Text should be dark and large enough to read.
- Submissions may be in the format of either a full-page drawing or 4-panel comic.

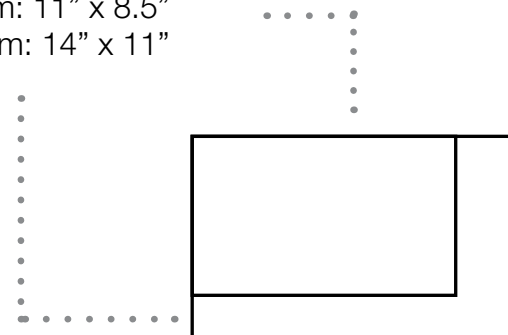


or



Layout and Dimensions

- Only **landscape** layout submissions will be accepted. Calendars are in landscape format.
- Minimum: 11" x 8.5"
- Maximum: 14" x 11"





Kids Safe Online

Montana Poster Contest

Topic Ideas

Students can pick any topic about being safe online, these are only suggestions:

➡ Grades K - 5

- How should you treat others online?
 - How should you handle unwanted attention or strangers online?
 - How should you keep your name and address secret online?
 - Why should you have your parents with you while you are online?
 - Why should you not use instant messaging, chat rooms, or social networking?
-

➡ Grades 6-8

- How can you select a strong password and keep it secure?
- What information is safe to put on social media and what should you keep private?
- How can you handle cyberbullying?
- How should you handle unwanted attention or strangers online?
- Why should you only use instant messaging, chat rooms, or social networking with your parents?
- Why should you not meet people in real life that you only know online?

➡ Grades 9-12

- How can you preserve your online reputation or “digital footprint” on both social media and elsewhere on the Internet?
- Why is it important to be careful what you post online?
- How can you select a strong password and keep it secure?
- Why shouldn't you share your personal information online?
- Why is it important to keep your devices and software up to date?
- When is it safe to text and what information is safe to text?
- How can you handle cyberbullying?
- How should you handle unwanted attention or strangers online?
- Why should you be careful using instant messaging, chat rooms, or social networking?
- How to identify phishing emails?
- What are spear phishing emails?
- How to protect against computer viruses?
- What are computer viruses?
- What are computer worms?
- Why to be careful clicking links in emails?
- How to tell where a link really goes?
- How bad websites install malware on your computer?
- How to be careful playing online games?
- How to protect the information on your cell phone?
- Why you shouldn't give your password to anyone?

Kids Safe Online

Montana Poster Contest



SUBMITTING ENTRIES

➔ Registration

Poster entries will only be accepted from schools that registered by the deadline. If your school is interested in participating in Montana's "Kids Safe Online" poster contest, then please have your school principal administrator, or teacher send an email to: poster@mt.gov by December 3, 2021. We will confirm your participation and provide helpful information to get your school started.

➔ Entry Form

Each poster must be accompanied by a completed Entry Form, available at <https://cybersecurity.mt.gov/Poster>.

➔ Due Date

The posters with the Entry Form must be submitted by December 17, 2021.

➔ Mailing Information

Poster entries and forms should be mailed to:

Kids Safe Online Poster Contest
SITSD Room 229
125 N. Roberts
Helena, MT 59620

Email digital artwork to poster@mt.gov. An Entry Form must also accompany digital artwork.

➔ Winning Entries

Winners from each grade will be selected. A total of 13 winners will have their artwork displayed in our 2023 Montana Kids Safe Online calendar, which will be distributed throughout the state and used in campaigns to raise awareness among children of all ages about Internet and computer safety.

The top four winning submissions will also be made into posters promoting cybersecurity practices.


SITSD will notify the school contact person named on the Poster Entry Form if their student is a winner!

! Important Notice:

- All entries must be submitted with a completed Entry Form, see: <https://cybersecurity.mt.gov/Poster>.
 - All entries become the property of the State of Montana and the Multi-State Information Sharing and Analysis Center.
 - All entries may be used in future security awareness campaigns or Internet and computer safety publications.
 - Poster entries will not be returned.
-

➔ Questions

Contact us: Email: poster@mt.gov
Phone: (406) 444-3827



ENTRY FORM

We request that a teacher or school contact person verifies that this form is completely and accurately filled out.

Please attach this form to the corresponding poster. Both the poster artwork and the poster entry form should be mailed to:

Kids Safe Online Poster Contest
SITSD Room 229
125 N. Roberts
Helena, MT 59601

Email digital artwork to: poster@mt.gov. An Entry Form must also accompany digital artwork.

The posters with the Entry Form, must be submitted by December 17, 2021.

Questions? Contact the State of Montana InformationTechnology Services Division (SITSD) at:

Email: poster@mt.gov

Phone: (406) 444-3827

All Fields are Required

Student's FIRST Name: _____
(Please do not include their last name)

Grade: _____

Title of Poster: _____

School Contact Name: _____

Email: _____

Phone Number: _____

School Name: _____

School Address: _____

School City: _____

School State: _____

School Zip: _____